



Description

The AVC series provides floating or proportional control in HVAC applications. The compact design of this actuator makes it suitable for installation in confined spaces, such as fan coil, chilled ceiling, manifolds, etc. The AVC series actuator is designed for field mounting onto VC terminal unit valves. Due to the innovative concept of different strokes setting the AVC can be installed over most of the terminal unit valve in the market.

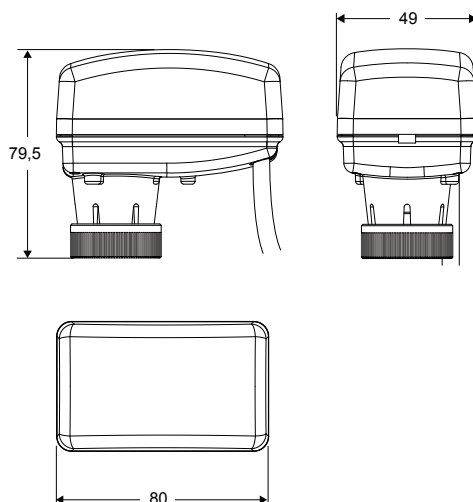
Technical specification

Power supply	230 V AC or 24 V AC/DC, 50-60 Hz
Power consumption	1,5 W for 24 V AC/DC, 2,2 W for 230 V AC
Signal input	0 (2)...10 V / 0 (4)... 20 mA selectable via dip-switches
Force	120 N +30% -20%
Action	floating and proportional
Max stroke	6,3 mm
Actuator speed	8 sec/mm
Connection	Metal ring M30 x 1.5
Cable	1,5 m cable length 3 x 0,35 mm ²
Maintenance	Free
Status indications	Internal LED
Protection degree	IP43
Working range RH	non-condensing
Working range °C	0...+50°C
Storage temperature	-20...+65°C
Standards	CE-conformity, RoHS

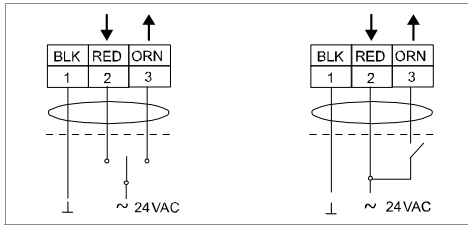


Models	Power supply	Action
AVC230	230 V AC	floating
AVC24	24 V AC	floating
AVC24M	24 V AC/DC	proportional

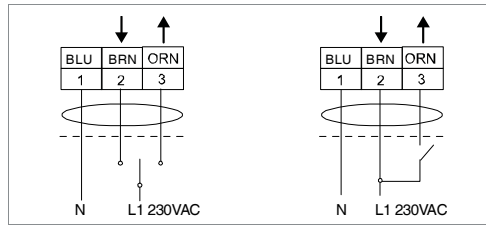
Dimensions



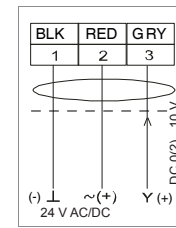
Electrical wiring



AVC24

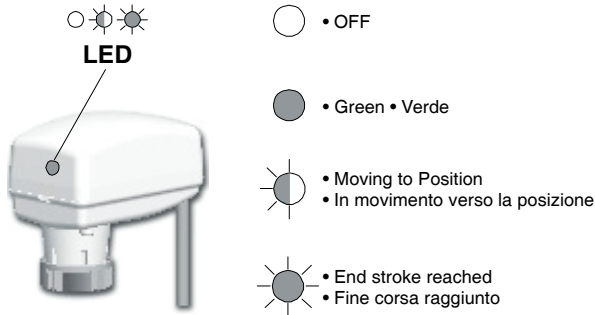


AVC230



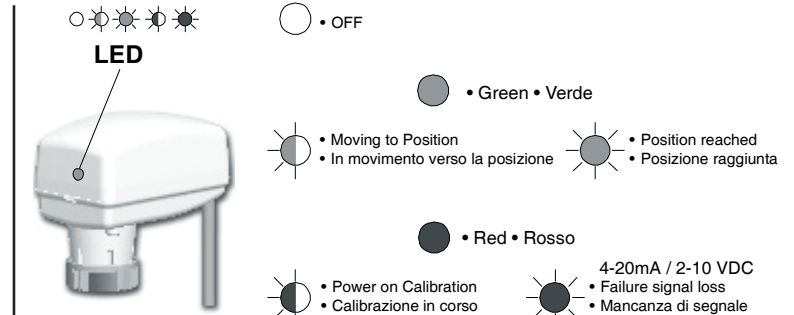
AVC24M

LED indicator



AVC24

AVC230



AVC24M

Settings for proportional version

